

COVID-19 CASES

**YEAR TO DATE
BY VACCINATION STATUS**



**(JUNE - AUGUST)
BY VACCINATION STATUS**

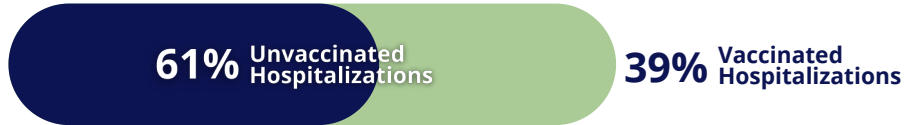


COVID-19 HOSPITALIZATIONS

**YEAR TO DATE
BY VACCINATION STATUS**



**(JUNE - AUGUST)
BY VACCINATION STATUS**



COVID-19 DEATHS

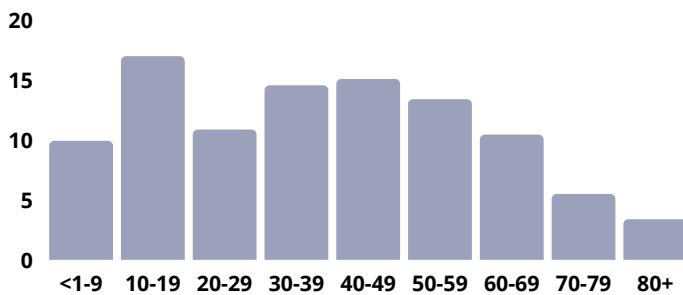
**YEAR TO DATE
BY VACCINATION STATUS**



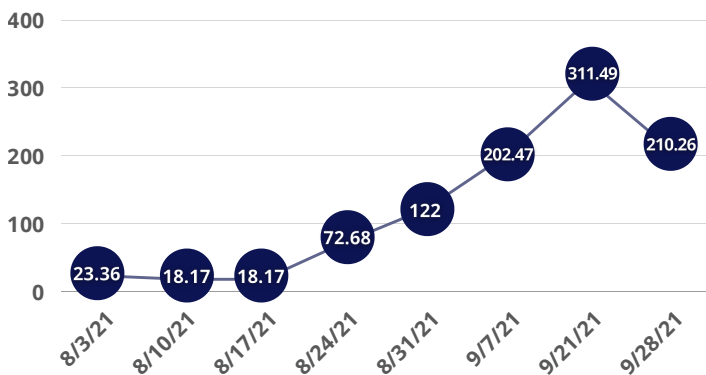
**(JUNE - AUGUST)
BY VACCINATION STATUS**



CASES BY AGE (SEPT. 26 - OCT. 9)



COVID-19 PUBLIC SCHOOL RATE PER 100,000*

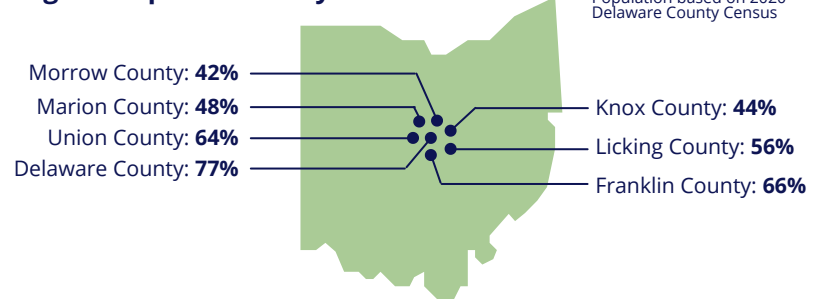


*New cases per 100,000 Delaware County public school staff and students in the past 7 days


COVID-19 COUNTY-TO-COUNTY COMPARISON

Eligible Population Fully Vaccinated*

*Vaccine data as of 10/3/2021
Population based on 2020 Delaware County Census



COVID-19 Cases per 100,000 (September)



COVID-19 Hospitalizations per 100,000 (September)

