

COVID-19 CASES

**YEAR TO DATE
BY VACCINATION STATUS**



**(AUGUST - OCTOBER)
BY VACCINATION STATUS**

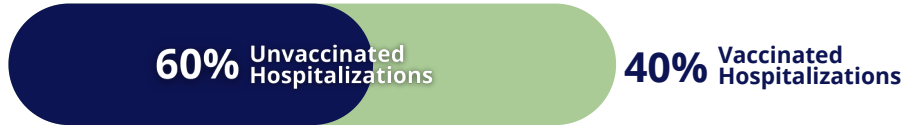


COVID-19 HOSPITALIZATIONS

**YEAR TO DATE
BY VACCINATION STATUS**



**(AUGUST - OCTOBER)
BY VACCINATION STATUS**



COVID-19 DEATHS

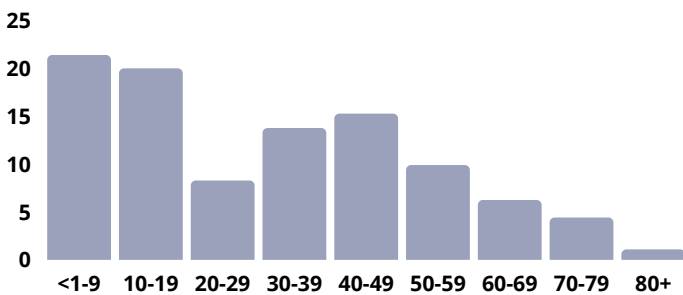
**YEAR TO DATE
BY VACCINATION STATUS**



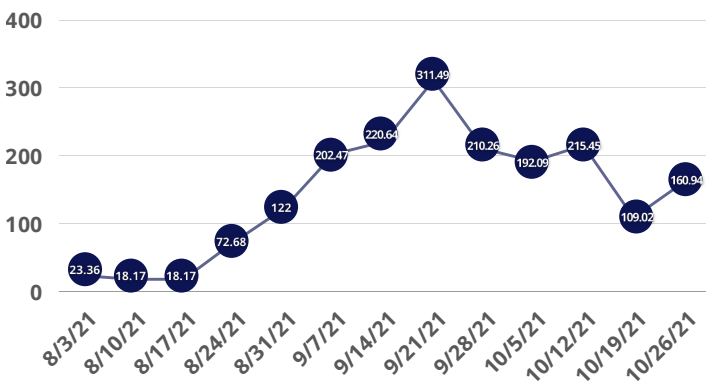
**(AUGUST - OCTOBER)
BY VACCINATION STATUS**



CASES BY AGE (OCT. 30 - NOV. 13)



COVID-19 PUBLIC SCHOOL RATE PER 100,000*

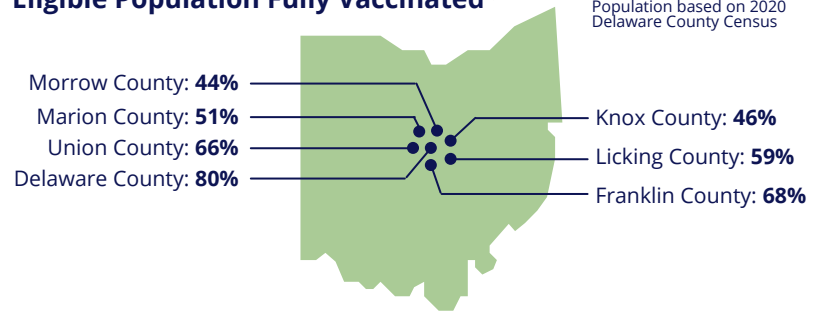


*New cases per 100,000 Delaware County public school staff and students in the past 7 days

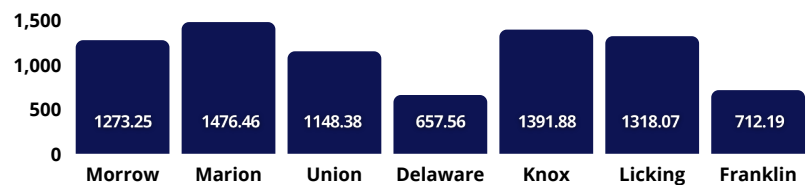
COVID-19 COUNTY-TO-COUNTY COMPARISON

Eligible Population Fully Vaccinated*

*Vaccine data as of 11/13/21
Population based on 2020 Delaware County Census



COVID-19 Cases per 100,000 (October)



COVID-19 Hospitalizations per 100,000 (October)

