


2022

your **COMMUNITY** profile




 Delaware Public Health District
Dedicated to your health


HEALTH EQUITY


Persons living at or below poverty
3.2%


Social Vulnerability Index
0.0509

Social Vulnerability Indexes (range from 0-1) with 1 representing highest vulnerability and are measured by census tract. Index ranks socioeconomic, household composition/disability, minority/language and housing/transportation


Persons living with a disability
9%


Unemployment rate
3%

HARLEM TOWNSHIP

POPULATION

Estimate for 2022: **4,519** Under 18 years: **20.9%**
18-64 years: **63.8%** 65+ years: **15.3%**

POPULATION GROWTH

Number in 2010: **3,953** Number in 2020: **4,554**
Estimated % change: **15%**

AGE

Median age: **43.7 years**

RACE & ETHNICITY

91% White | **0%** Asian
0.8% Black | **4.3%** Hispanic

BIRTHS & DEATHS

Births in 2022: **38**
Percentage of women ages 15-50 who gave birth: **3%**
Total Deaths in 2022: **33**

HOUSING

Median household income: **\$113,281**
Median value of owner occupied housing: **\$345,600**

COMMUNITY ASSETS

 **.53** Miles of trails

 **0** Farmers' Markets

 **0** Community Gardens

 **0** Full-Service Grocery Stores



HARLEM TOWNSHIP

PREVENTATIVE HEALTH SERVICES

383	Disease investigations	0	Newborn home assessments
0	Outbreaks	0	Prenatal home assessments
694	Immunizations	3	Children with Medical Handicaps services

Immunization total includes following zip codes: 43054, 43031, 43021, 43082, 43074

ENVIRONMENTAL HEALTH SERVICES

104	Mosquitoes trapped	5	Food establishments served
0	Miles of mosquito fogging	0	Food complaints completed
0	Larvacide treatments	0	Swimming pool inspections
182	Plumbing inspections	0	Body art inspections
81	Sewage Inspections	0	Campground inspections
9	Food service inspections		

COMMUNITY HEALTH SERVICES*

401	Car seat inspections	2,285,050	Pounds of drop-off recycling
10	Car seat inspection stations	500	Naloxone kits distributed
140	Car seats distributed	404	People trained to use Naloxone
1	Health-related assessment	79	Community events attended

**Data represents all of Delaware County*

Data provided by the Delaware Public Health District, Delaware County Regional Planning, Ohio Department of Education, Centers for Disease Control and Prevention and the United States Census Bureau. Some of these data were provided by the Ohio Department of Health. The Department specifically disclaims responsibility for any analyses, interpretations or conclusions.

For questions or more information, contact the Delaware Public Health District at (740) 368-1700.