

# 2022 ANNUAL ACCIDENTAL OVERDOSE FATALITY REPORT

JAN 1 - DEC 31, 2022



Created with data from ODH Vital Statistics pulled 7/2/2023. Data is considered preliminary and may change as coroners have 6 months to complete reports.

## DELAWARE COUNTY RESIDENT DEATHS

**30**  
TOTAL  
DEATHS



19 Men



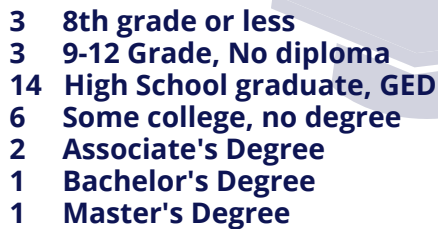
11 Women

AGE RANGE  
**21-64 YEARS**  
Average Age:  
**37**

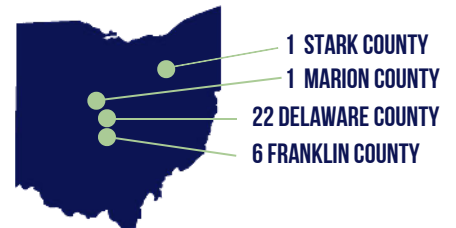
## RACE



## EDUCATION ATTAINMENT



## PLACE OF DEATH



## MARITAL STATUS

1 Married | 14 Never married  
12 Divorced | 1 Widowed | 2 Married but separated

## NUMBER OF SUBSTANCES INVOLVED IN FATAL OD

1 SUBSTANCE:  
8/30 DEATHS



MORE THAN 1 SUBSTANCE:  
22/30 DEATHS

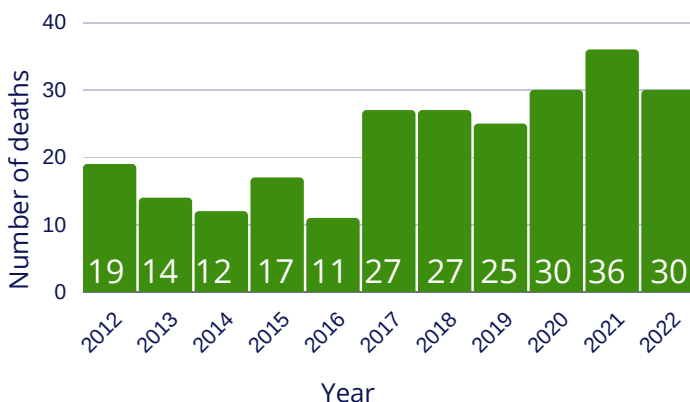


### Overdose Prevention Tip:

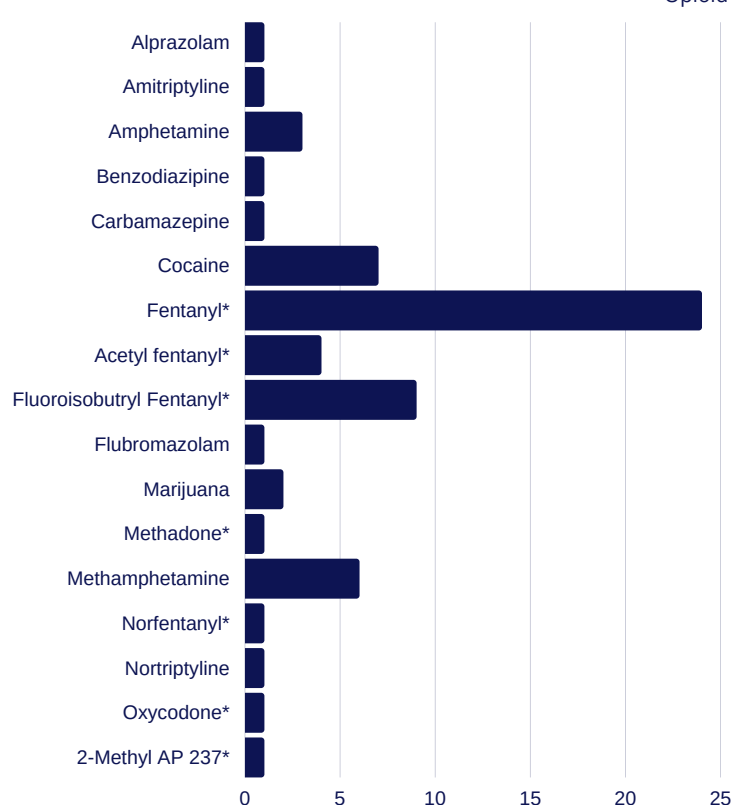
Mixing drugs increases the risk of a person overdosing. Use one drug at a time, or use less of each drug.

Citation: *Overdose risks & prevention*. National Harm Reduction Coalition. (2020, September 1). Retrieved August 1, 2022, from <https://harmreduction.org/issues/overdose-prevention/overview/overdose-basics/opioid-od-risks-prevention/>

## NUMBER OF RESIDENT DEATHS DUE TO OD

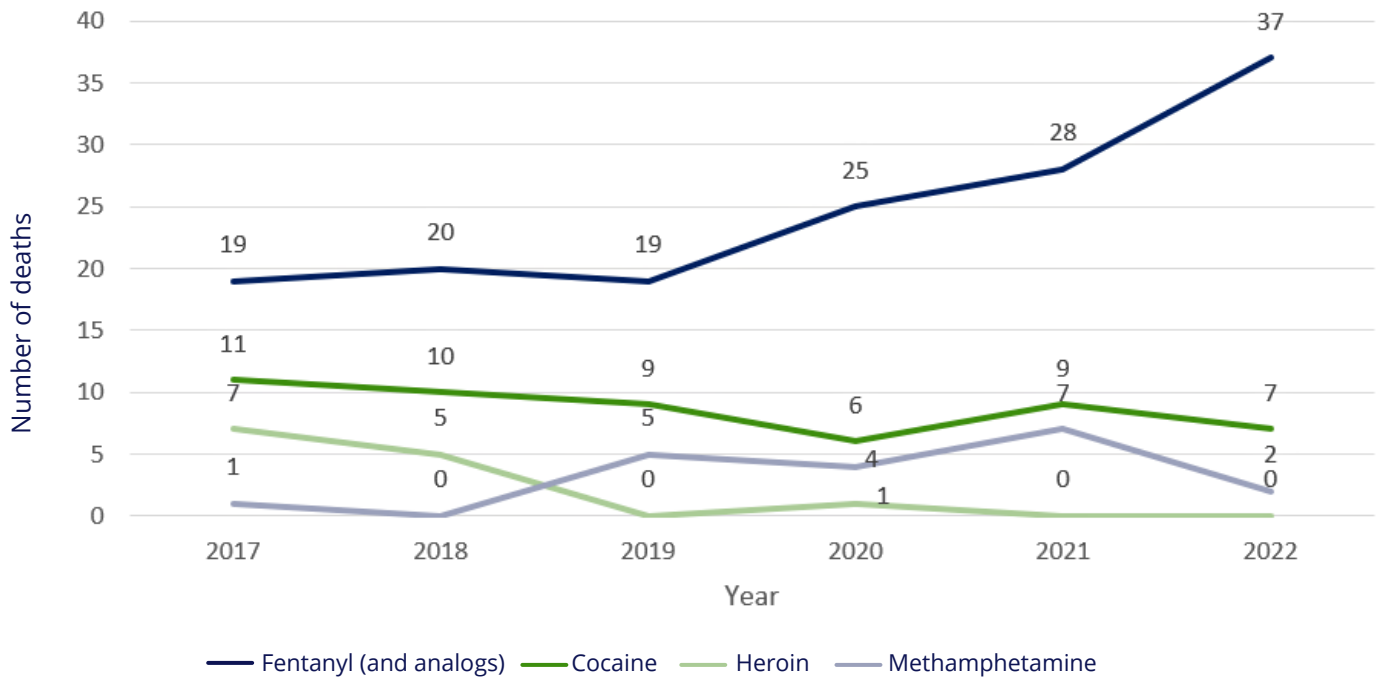


## SUBSTANCES FOUND MOST FREQUENTLY IN THOSE THAT DIED OF AN OVERDOSE



- Specific drugs were identified in all 30 overdose deaths
- 22/30 overdoses included more than one drug
- 80% of the overdose deaths included fentanyl
- Delaware County has a 3.4% positivity rate for non-prescribed fentanyl when drug specimens are tested in a lab
- There were no xylazine overdose deaths recorded in the County in 2022

## NUMBER OF RESIDENT DEATHS INVOLVING SELECT SUBSTANCES



## PLACES OF OVERDOSE DEATHS

*\*Residence includes decedent's home, friend or partner's home, and house/apartment locations*



21/30 Overdose deaths occurred at a residence. Using opioids alone increases the risk of overdosing.

*Citation: These data were provided by the Ohio Department of Health. The Department specifically disclaims responsibility for any analyses, interpretations or conclusions.*

## DELAWARE COUNTY EMERGENCY DEPARTMENT VISITS FOR SUSPECTED DRUG OVERDOSE BY YEAR



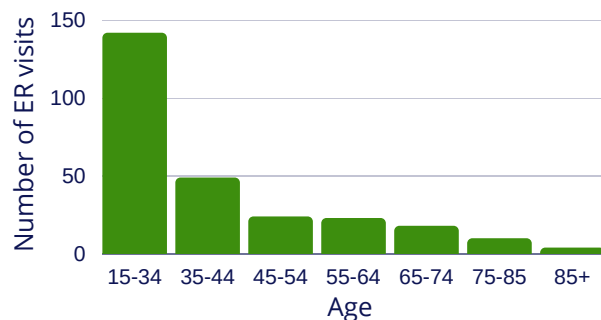
## DELAWARE COUNTY EMERGENCY DEPARTMENT VISITS FOR SUSPECTED DRUG OVERDOSE BY GENDER



Data Source: EpiCenter- Syndromic Surveillance System; analysis by ODH Violence and Injury Prevention Section. [odh.ohio.gov/wps/portal/gov/odh/know-our-programs/violence-injury-prevention-program/Suspected-OD-Dashboard2](https://odh.ohio.gov/wps/portal/gov/odh/know-our-programs/violence-injury-prevention-program/Suspected-OD-Dashboard2)

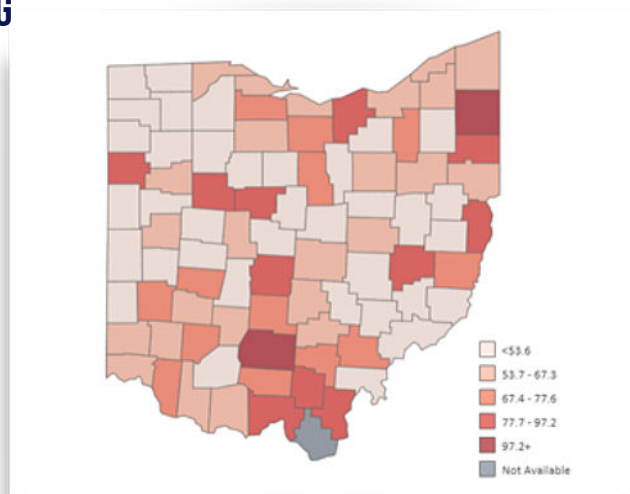
## DELAWARE COUNTY EMERGENCY DEPARTMENT VISITS FOR SUSPECTED DRUG OVERDOSE BY AGE GROUP

- The group with the highest amount of ER visits with suspected overdoses were individuals 15-34 years old.
- There was a total of 278 ER visits of Delaware County individuals for suspected drug overdose.
- 51% of ER visits were individuals aged 15-34 years old.
- 81% of individuals were white.



## EMERGENCY DEPARTMENT VISITS FOR SUSPECTED DRUG OVERDOSE RATES PER 10,000 VISITS IN 2022

\*Data Source: EpiCenter- Syndromic Surveillance System; analysis by ODH Violence and Injury Prevention Section.  
<https://odh.ohio.gov/wps/portal/gov/odh/know-our-programs/violence-injury-prevention-program/Suspected-OD-Dashboard2>



## IN 2022, THE DELAWARE PUBLIC HEALTH DISTRICT:



- DPHD distributed **529** individual Project DAWN kits.



- DPHD has trained **404** individuals in Project DAWN opioid education and naloxone distribution.

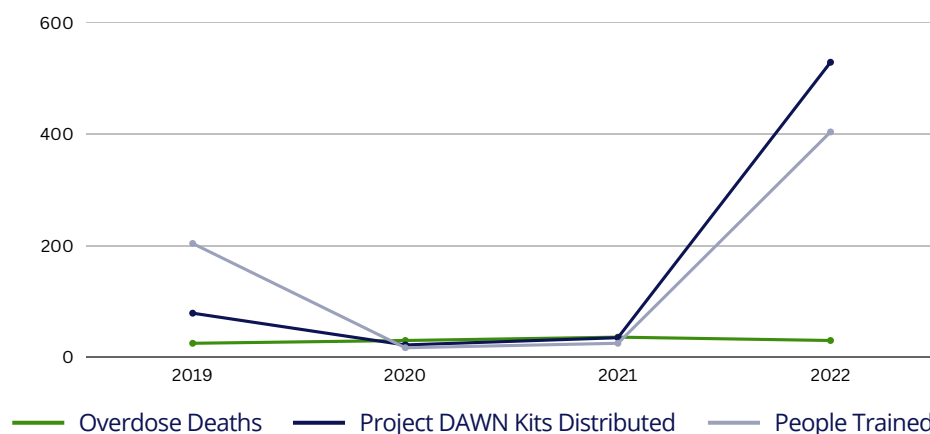


- DPHD has distributed **154** First Responders kits to Law Enforcement and security personnel in Delaware County.
- There were **17** overdose reversals by Delaware County First Responders in 2022.\*



\*This data was collected from Delaware County law enforcement offices. It does not include any overdose reversals that may have occurred from interventions outside of law enforcement.

## NUMBER OF OVERDOSE DEATHS COMPARED TO NALOXONE KITS DISTRIBUTED AND PEOPLE TRAINED (2019-2022)



### Overdose Deaths

2019: 25      2021: 36  
 2020: 30      2022: 30

### Project DAWN Kits Distributed

2019: 79      2021: 35  
 2020: 22      2022: 529

### People Trained

2019: 204      2021: 25  
 2020: 17      2022: 404